

**GOVERNMENT COLLEGE OF EDUCATION
NANDED
Student Satisfactory Survey
Under Criterion II of Teaching – Learning and
Evaluation
Year 2016-17**

Guidelines for Students

Government College of Education, Nanded is conducting a Student Satisfaction Survey regarding Teaching – Learning and Evaluation, which will help to upgrade the quality in higher education. A student will have to respond to all the questions given in the following format with her/his sincere effort and thought. Her/his identity will not be revealed.

- A) Please confirm this is the first and only time you answer this survey.
a) Yes b) No
- B) Age: C) College Name:
- D) Gender: a) Female b) Male c) Transgender
- E) What degree program are you pursuing now?
a) Bachelor of Education (B.Ed) b) Master of Education (M.Ed)
- F) What subject area are you currently pursuing?
a) Arts b) Commerce c) Science
d) Professional e) Other
- G) Email ID :-
- H) Mobile No :-

Instructions to fill the questionnaire

- All questions should be compulsorily attempted.
- Each question has five responses, choose the most appropriate one.
- The response to the qualitative question no.21 is student's opportunity to give suggestions or improvements; she/he can also mention weaknesses of the institute here.(Kindly restrict your response to teaching learning process only)

QUESTIONNAIRE

1. How much of the syllabus was covered in the class?

- 85 to 100%
- 70 to 84%
- 55 to 69%
- 30 to 54%
- Below 30%

2. How well did the teachers prepare for the classes? 4-Thoroughly

- Satisfactorily
- Poorly
- Indifferently
- Won't teach at all

3. How well were the teachers able to communicate?

- Always effective
- Sometimes effective
- Just satisfactorily
- Generally ineffective
- Very poor communication

4. The teacher's approach to teaching can best be described as

- Excellent
- Very good
- Good
- Fair
- Poor

5. Fairness of the internal evaluation process by the teachers.

- Always fair
- Usually fair
- Sometimes unfair
- Usually unfair
- Unfair

6. Was your performance in assignments discussed with you?

- Every time
- Usually
- Occasionally/Sometimes
- Rarely
- Never

7. The institute takes active interest in promoting internship, student exchange, field visit opportunities for students.

- Regularly
- Often
- Sometimes
- Rarely
- Never

8. The teaching and mentoring process in your institution facilitates you in cognitive, social and emotional growth.

- Significantly
- Very well
- Moderately
- Marginally
- Not at all

9. The institution provides multiple opportunities to learn and grow.

- Strongly agree
- Agree
- Neutral
- Disagree
- Strongly disagree

10. Teachers inform you about your expected competencies, course outcomes and programme outcomes.

- Every time
- Usually
- Occasionally/Sometimes
- Rarely
- Never

11. Your mentor does a necessary follow-up with an assigned task to you.

- Every time
- Usually
- Occasionally/Sometimes
- Rarely
- I don't have a mentor

12. The teachers illustrate the concepts through examples and applications.

- Every time
- Usually
- Occasionally/Sometimes
- Rarely
- Never

13. The teachers identify your strengths and encourage you with providing right level of challenges.

- Fully
- Reasonably
- Partially
- Slightly
- Unable to

14. Teachers are able to identify your weaknesses and help you to overcome them.

- Every time
- Usually
- Occasionally/Sometimes
- Rarely
- Never

15. The institution makes effort to engage student sin the monitoring ,review and continuous quality improvement of the teaching learning process.

- Strongly agree
- Agree
- Neutral
- Disagree
- Strongly disagree

16. The institute /teachers use student centric methods, such as experiential learning, participative learning and problem solving methodologies for enhancing learning experiences.

- To a great extent
- Moderate
- Some what
- Very little
- Not at all

17. Teachers encourage you to participate in extra curricular activities.

- Strongly agree
- Agree
- Neutral
- Disagree
- Strongly disagree

18. Efforts are made by the institute/ teachers to inculcate soft skills, life skills and employ ability skills to make you ready for the world of work.

- To a great extent
- Moderate
- Some what
- Very little
- Not at all

19. What percentage of teachers use ICT tools such as LCD projector, Multimedia, etc. while teaching.

- Above90%
- 70 – 89%
- 50 – 69%
- 30 – 49%
- Below29%

20. The overall quality of teaching-learning process in your institute is very good.

- Strongly agree
- Agree
- Neutral
- Disagree
- Strongly disagree

21. Give three observation / suggestions to improve the overall teaching – learning experience in your institution.

a)

b)

c)

Name & Sign. of the Student



**Principal
Govt. College of Education
Manded**

**GOVERNMENT COLLEGE OF EDUCATION
NANDED
Student Satisfactory Survey
Under Criterion II of Teaching – Learning and
Evaluation
Year 2016-17**

Guidelines for Students

Government College of Education, Nanded is conducting a Student Satisfaction Survey regarding Teaching – Learning and Evaluation, which will help to upgrade the quality in higher education. A student will have to respond to all the questions given in the following format with her/his sincere effort and thought. Her/his identity will not be revealed.

A) Please confirm this is the first and only time you answer this survey.

a) Yes b) No

B) Age: 22 C) College Name: Government college of Education,
Nanded

D) Gender: a) Female b) Male c) Transgender

E) What degree program are you pursuing now?

a) Bachelor of Education (B.Ed) b) Master of Education (M.Ed)

F) What subject area are you currently pursuing?

a) Arts b) Commerce c) Science
d) Professional e) Other

G) Email ID :- 366hosale@gmail.com

H) Mobile No :- 9764122571

Instructions to fill the questionnaire

- All questions should be compulsorily attempted.
- Each question has five responses, choose the most appropriate one.
- The response to the qualitative question no.21 is student's opportunity to give suggestions or improvements; she/he can also mention weaknesses of the institute here.(Kindly restrict your response to teaching learning process only)

QUESTIONNAIRE

1. How much of the syllabus was covered in the class?

85 to 100%

70 to 84%

55 to 69%

30 to 54%

Below 30%

2. How well did the teachers prepare for the classes? 4-Thoroughly

Satisfactorily

Poorly

Indifferently

Won't teach at all

3. How well were the teachers able to communicate?

Always effective

Sometimes effective

Just satisfactorily

Generally ineffective

Very poor communication

4. The teacher's approach to teaching can best be described as

Excellent

Very good

Good

Fair

Poor

5. Fairness of the internal evaluation process by the teachers.

- Always fair
- Usually fair
- Sometimes unfair
- Usually unfair
- Unfair

6. Was your performance in assignments discussed with you?

- Every time
- Usually
- Occasionally/Sometimes
- Rarely
- Never

7. The institute takes active interest in promoting internship, student exchange, field visit opportunities for students.

- Regularly
- Often
- Sometimes
- Rarely
- Never

8. The teaching and mentoring process in your institution facilitates you in cognitive, social and emotional growth.

- Significantly
- Very well
- Moderately
- Marginally
- Not at all

9. The institution provides multiple opportunities to learn and grow.

- Strongly agree
- Agree
- Neutral
- Disagree
- Strongly disagree

10. Teachers inform you about your expected competencies, course outcomes and programme outcomes.

- Every time
- Usually
- Occasionally/Sometimes
- Rarely
- Never

11. Your mentor does a necessary follow-up with an assigned task to you.

- Every time
- Usually
- Occasionally/Sometimes
- Rarely
- I don't have a mentor

12. The teachers illustrate the concepts through examples and applications.

- Every time
- Usually
- Occasionally/Sometimes
- Rarely
- Never

13. The teachers identify your strengths and encourage you with providing right level of challenges.

- Fully
- Reasonably
- Partially
- Slightly
- Unable to

14. Teachers are able to identify your weaknesses and help you to overcome them.

- Every time
- Usually
- Occasionally/Sometimes
- Rarely
- Never

15. The institution makes effort to engage student in the monitoring ,review and continuous quality improvement of the teaching learning process.

- Strongly agree
- Agree
- Neutral
- Disagree
- Strongly disagree

16. The institute /teachers use student centric methods, such as experiential learning, participative learning and problem solving methodologies for enhancing learning experiences.

- To a great extent
- Moderate
- Some what
- Very little
- Not at all

17. Teachers encourage you to participate in extra curricular activities.

- Strongly agree
- Agree
- Neutral
- Disagree
- Strongly disagree

18. Efforts are made by the institute/ teachers to inculcate soft skills, life skills and employ ability skills to make you ready for the world of work.

- To a great extent
- Moderate
- Some what
- Very little
- Not at all

19. What percentage of teachers use ICT tools such as LCD projector, Multimedia, etc. while teaching.

- Above90%
- 70 – 89%
- 50 – 69%
- 30 – 49%
- Below29%

20. The overall quality of teaching-learning process in your institute is very good.

- Strongly agree
Agree
Neutral
Disagree
Strongly disagree


21. Give three observation / suggestions to improve the overall teaching – learning experience in your institution.

- a) We Satisfied teaching & learning process.
- b) Use ICT in Teaching learning process
- c) To arrange various seminars on ICT & also practical work of BED course
- d) To arrange placement workshop.

Shivaji

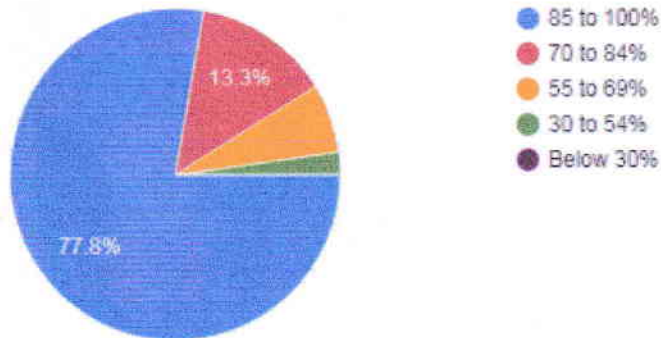
Name & Sign. of the Student

Bhosale Shivaji Bhaskar

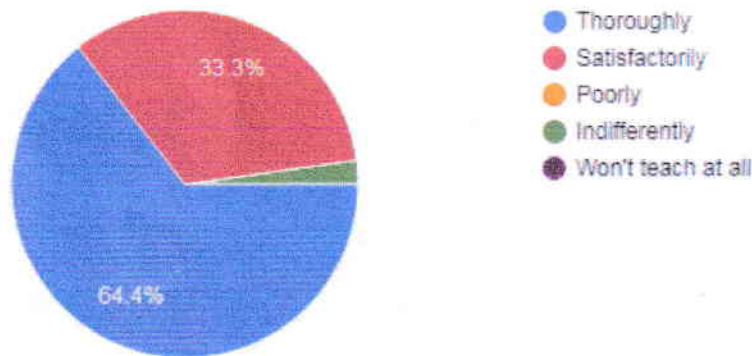

Principal
Govt. College of Education
Nanded

**GOVERNMENT COLLEGE OF EDUCATION,
NANDED**
Students Satisfaction Survey-Report Analysis
2016-17
Teaching - Learning Evaluation.

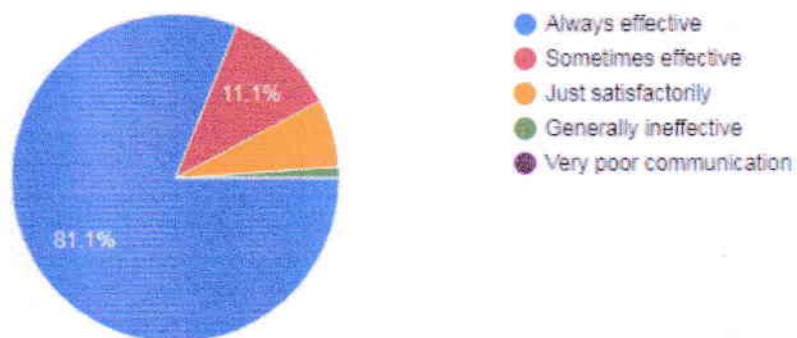
1) How much of the syllabus was covered in the class?



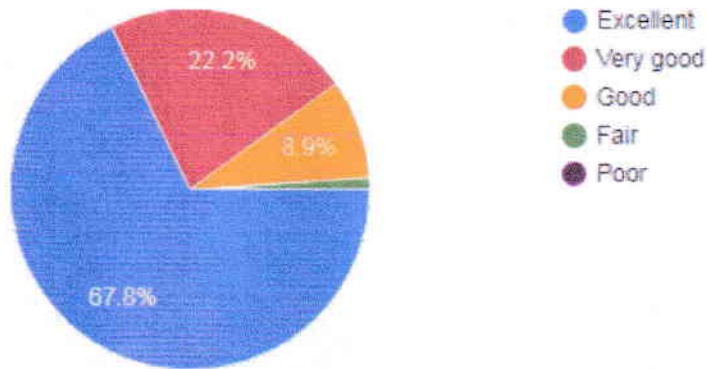
2) How well did the teachers prepare for the classes?



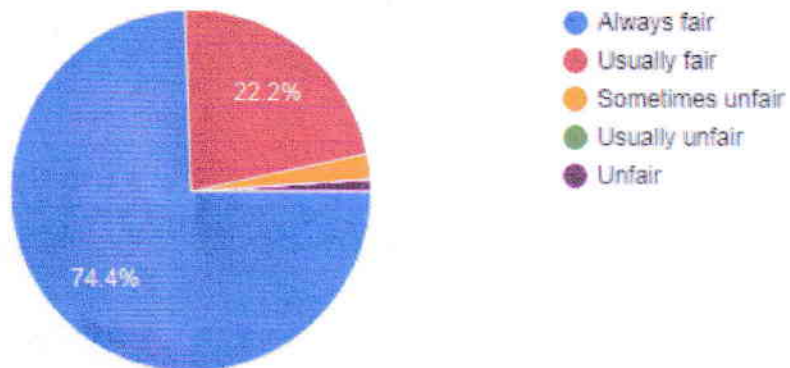
3) How well were the teachers able to communicate?



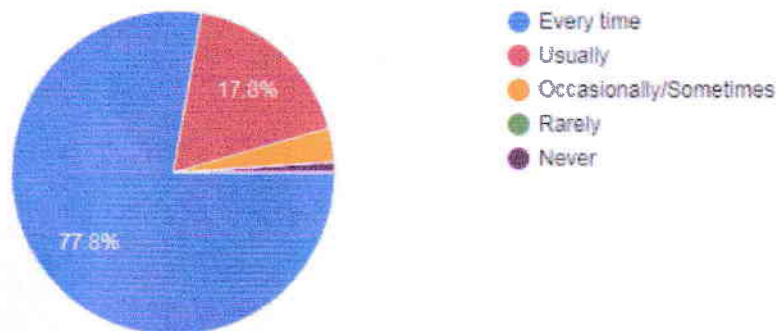
4) The teacher's approach to teaching can best be described as



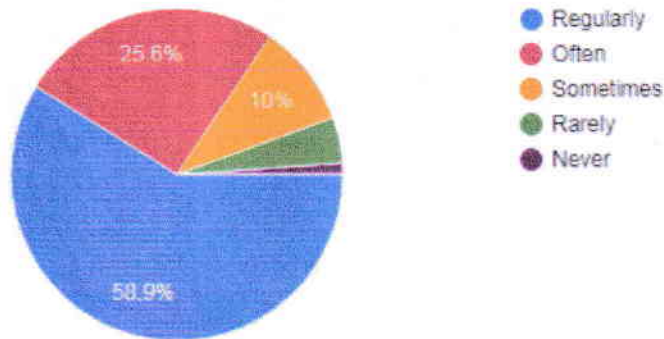
5) Fairness of the internal evaluation process by the teachers.



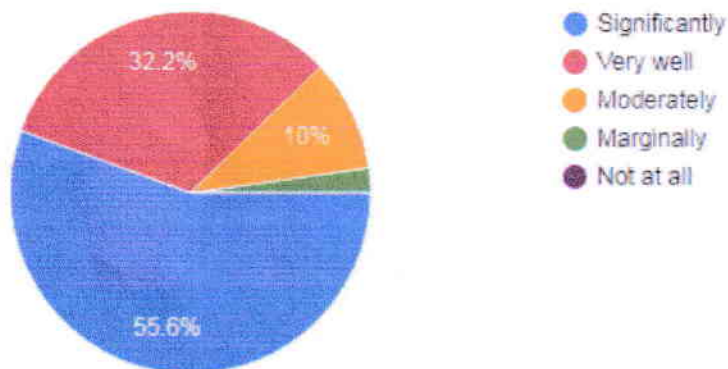
6) Was your performance in assignments discussed with you?



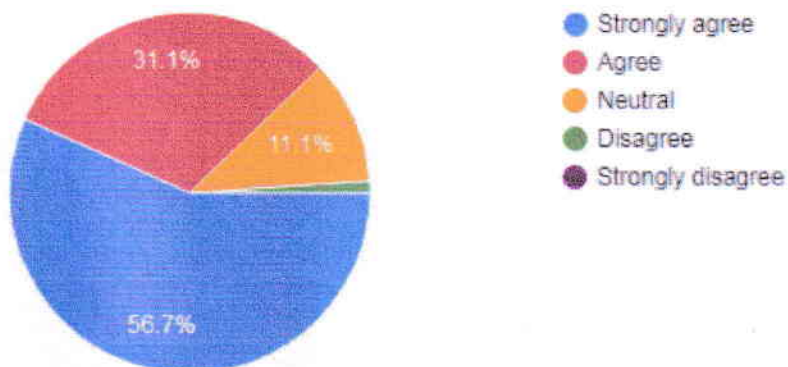
7) The institute takes active interest in promoting internship, student exchange, and field visit opportunities for students.



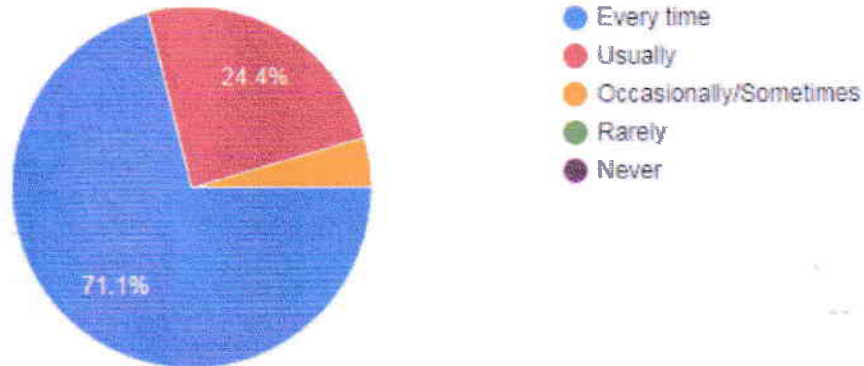
8) The teaching and mentoring process in your institution facilitates you in cognitive, social and emotional growth.



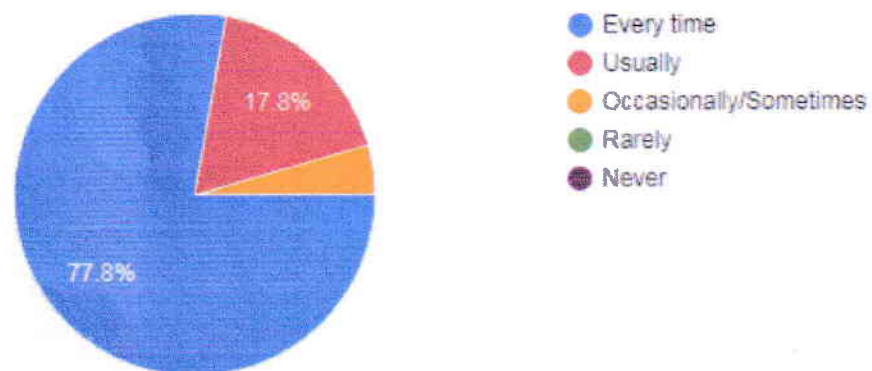
9) The institution provides multiple opportunities to learn and grow.



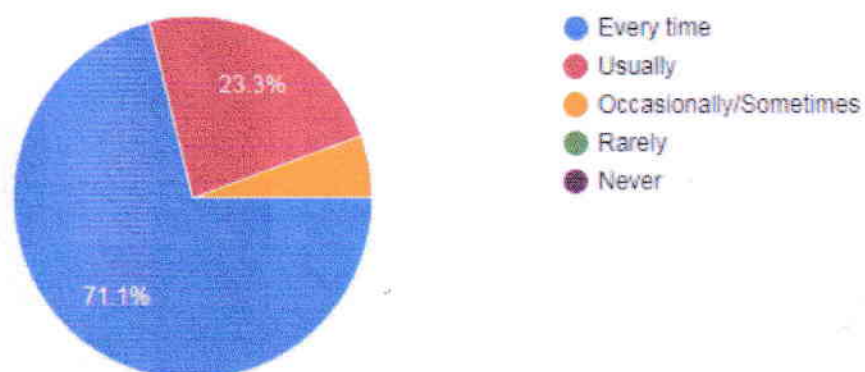
10) Teachers inform you about your expected competencies, course outcomes and program outcomes.



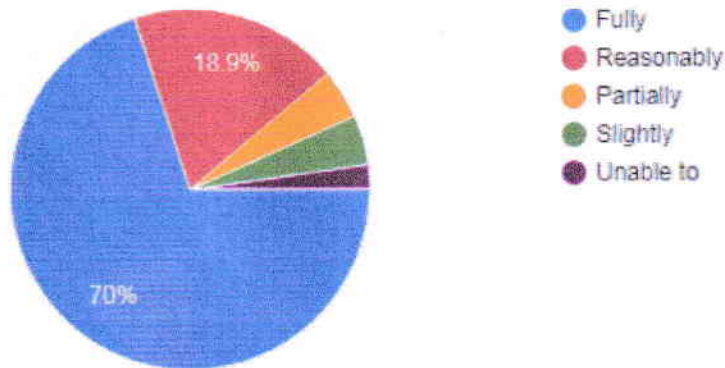
11) Your mentor does a necessary follow-up with an assigned task to you.



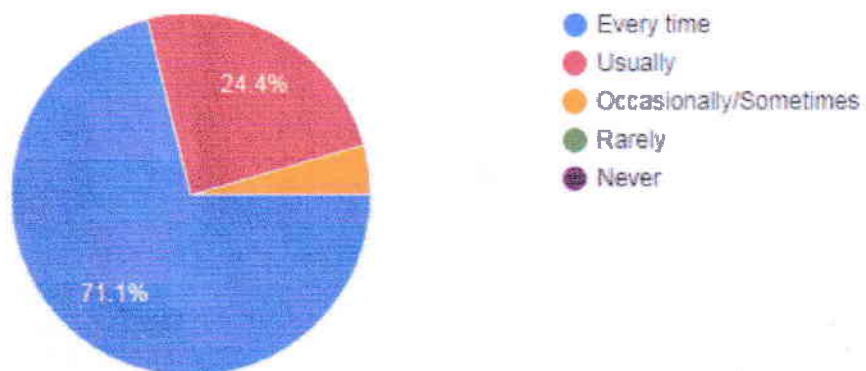
12) The teachers illustrate the concepts through examples and applications.



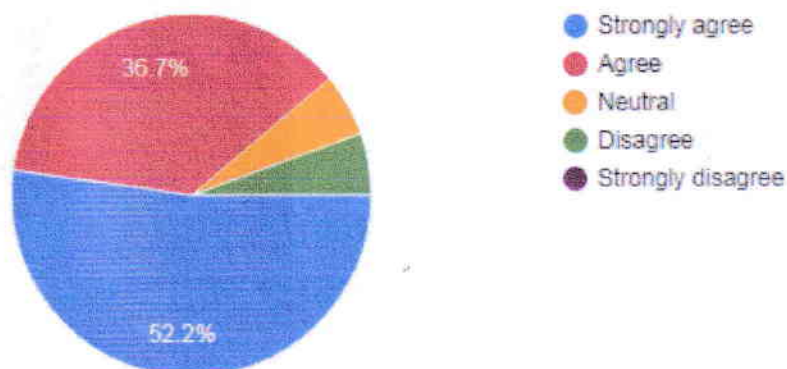
13) The teachers identify your strengths and encourage you with providing right level of challenges.



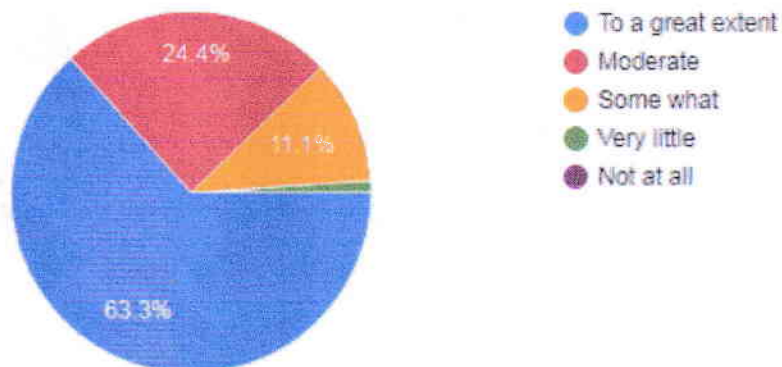
14) Teachers are able to identify your weaknesses and help you to overcome them.



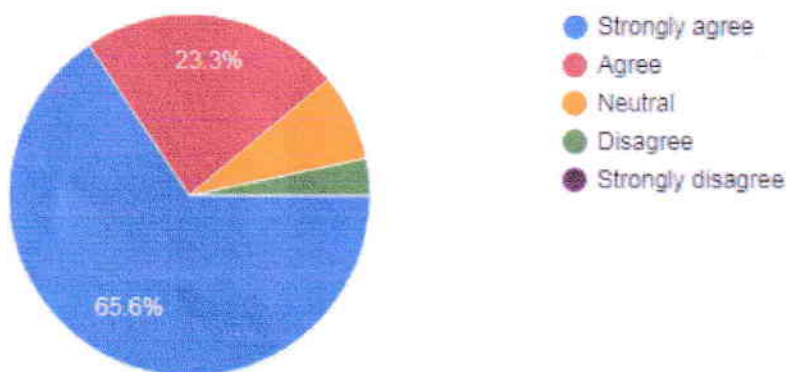
15) The institution makes effort to engage students in the monitoring, review and continuous quality improvement of the teaching learning process



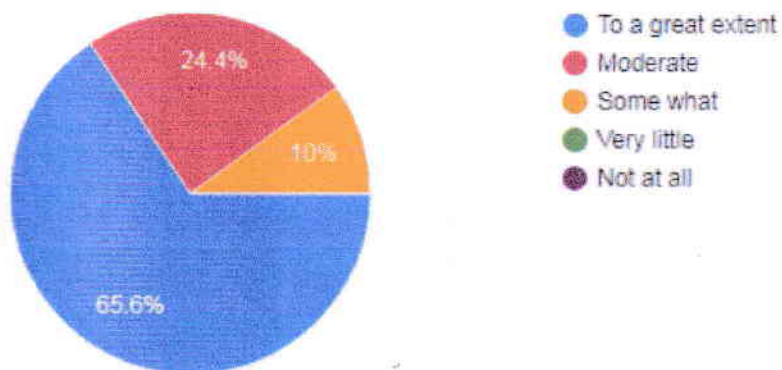
16) The institute/ teachers use student centric methods, such as experiential learning, participative learning and problem solving methodologies for enhancing learning experiences.



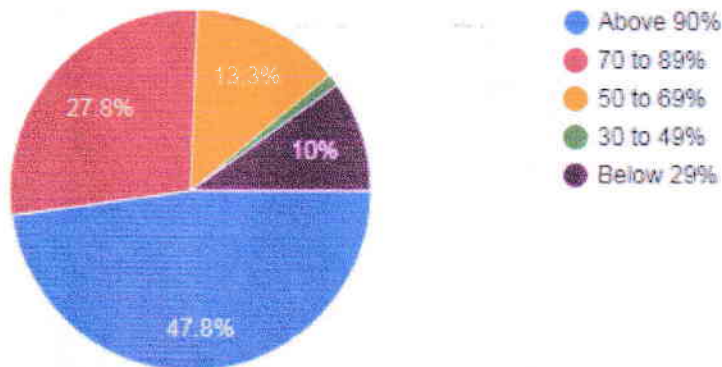
17) Teachers encourage you to participate in extracurricular activities.



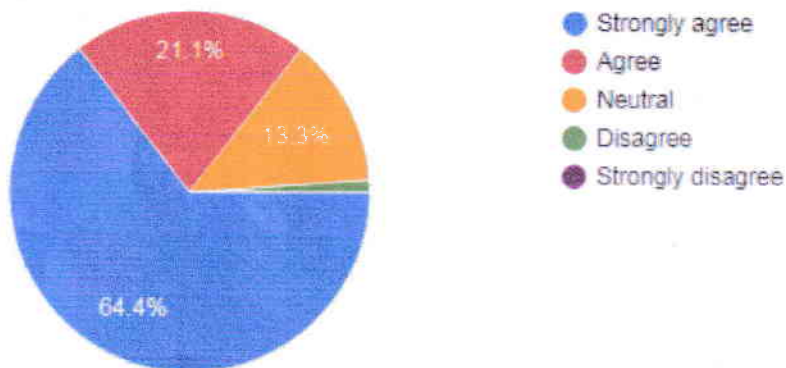
18) Efforts are made by the institute/ teachers to inculcate soft skills, life skills and employability skills to make you ready for the world of work.



19) What percentage of teachers use ICT tools such as LCD projector, Multimedia, etc. while teaching.



20) The overall quality of teaching-learning process in your institute is very good.




21) Give three observation / suggestions to improve the overall teaching - learning experience in your institution.

- 64% of the students has satisfied with college teaching and learning process
- 15% of the students needs more core related jobs exposure, institute visit and practical knowledge.
- 7% of the students has highlighted that training opportunities and software developing skills should be related to teaching learning based approach.
- 12% of the students need to conduct more ICT based Education.
- 2% of the students have mentioned that college should give priority for Student Exchange programs and Internship.


Principal
Govt. College of Education
Nanded

GOVERNMENT COLLEGE OF EDUCATION NANDED
Students Satisfaction Survey-Report Analysis
2016-17
Teaching –Learning Evaluation.

Criteria	1	2	3	4	5	Total
1. How much of the syllabus was covered in the class?	77.8%	13.3%	6.9%	2%	---	100
2. How well did the teachers prepare for the classes?	64.4%	33.3%	---	2.3%	---	100
3. How well were the teachers able to communicate?	81.1%	11.1%	6.9%	0.9%	---	100
4. The teacher's approach to teaching can best be described as	67.8%	22.2%	8.9%	1.1%	---	100
5. Fairness of the internal evaluation process by the teachers.	74.4%	22.2%	2.9%	---	0.5 %	100
6. Was your performance in assignments discussed with you?	77.8%	17.8%	3.9%	---	0.5 %	100
7. The institute takes active interest in promoting internship, student exchange, and field visit opportunities for students.	58.9%	25.6%	10%	4.4%	1.1 %	100
8. The teaching and mentoring process in your institution facilitates you in cognitive, social and emotional growth.	55.6%	32.2%	10%	2.2%	---	100
9. The institution provides multiple opportunities to learn and grow.	56.7%	31.1%	11.1%	1.1%	---	100
10. Teachers inform you about your expected competencies, course outcomes and program outcomes .	71.1%	24.4%	4.5%	---	---	100
11. Your mentor does a necessary follow-up with an assigned task to you.	77.8%	17.8%	4.4%	---	---	100
12. The teachers illustrate the concepts through examples and applications	71.1%	23.3%	5.6%	---	---	100
13. The teachers identify your strengths and encourage you with providing right level of challenges.	70%	18.9%	4.9%	4.9%	1.3 %	100
14. Teachers are able to identify your weaknesses and help you to overcome them.	71.1%	24.4%	4.5%	---	---	100
15. The institution makes effort to engage students in the monitoring, review and continuous quality improvement of the teaching learning process	52.2%	36.7%	5.5%	5.5%	---	100
16. The institute/ teachers use student centric methods, such as experiential learning, participative learning and problem solving methodologies for enhancing learning experiences.	63.3%	24.4%	11.1%	1.2%	---	100
17. Teachers encourage you to participate in extracurricular activities.	65.6%	23.3%	10%	1.1%	---	100
18. Efforts are made by the institute/ teachers to inculcate soft skills, life skills and employability skill to make you ready for the world of work.	65.6%	24.4%	10%	---	---	100
19. What percentage of teachers use ICT tools such as LCD projector, Multimedia, etc. while teaching.	47.8%	27.6%	13.3%	1.3%	10%	100
20. The overall quality of teaching-learning process in your institute is very good.	64.4%	21.1%	13.3%	1.2%	---	100


Principal
Govt. College of Education
Nanded